

ISSUES WHEN SCANNING/VIEWING SCANNED IMAGES IN CURTAINS TOO

TO FIX VSTWAIN RUNTIME ERROR

Close Curtains Too

Run Command prompt as **Administrator** (see below for ways of finding CMD)

Type **c:** hit enter

Type **cd\c2sql** hit enter

Type **– regsvr32 vstwain.dll** hit enter

You will get a successful dialog box

Exit CMD and restart Curtains Too

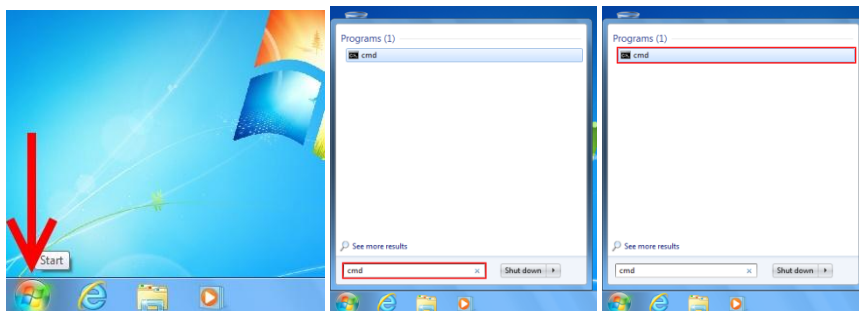
To Run Command prompts on the various versions of Windows see below

For PC's running Windows XP



Right click on the command prompt icon and run as Admin

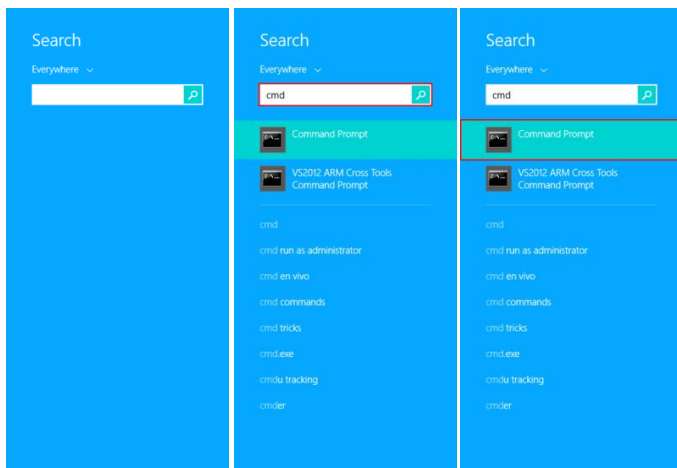
For PC's Running VISTA or Windows 7



Right click on the command prompt icon and run as Admin

For PC's running Windows 8 / 8.1

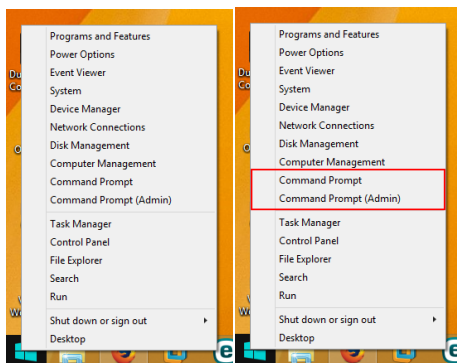
Press **Win + S** on your keyboard.



Right click on the command prompt icon and run as Admin

Another method is:-

Start Button context menu (right click on start button)



Another way would be to create a shortcut on your desktop:-

